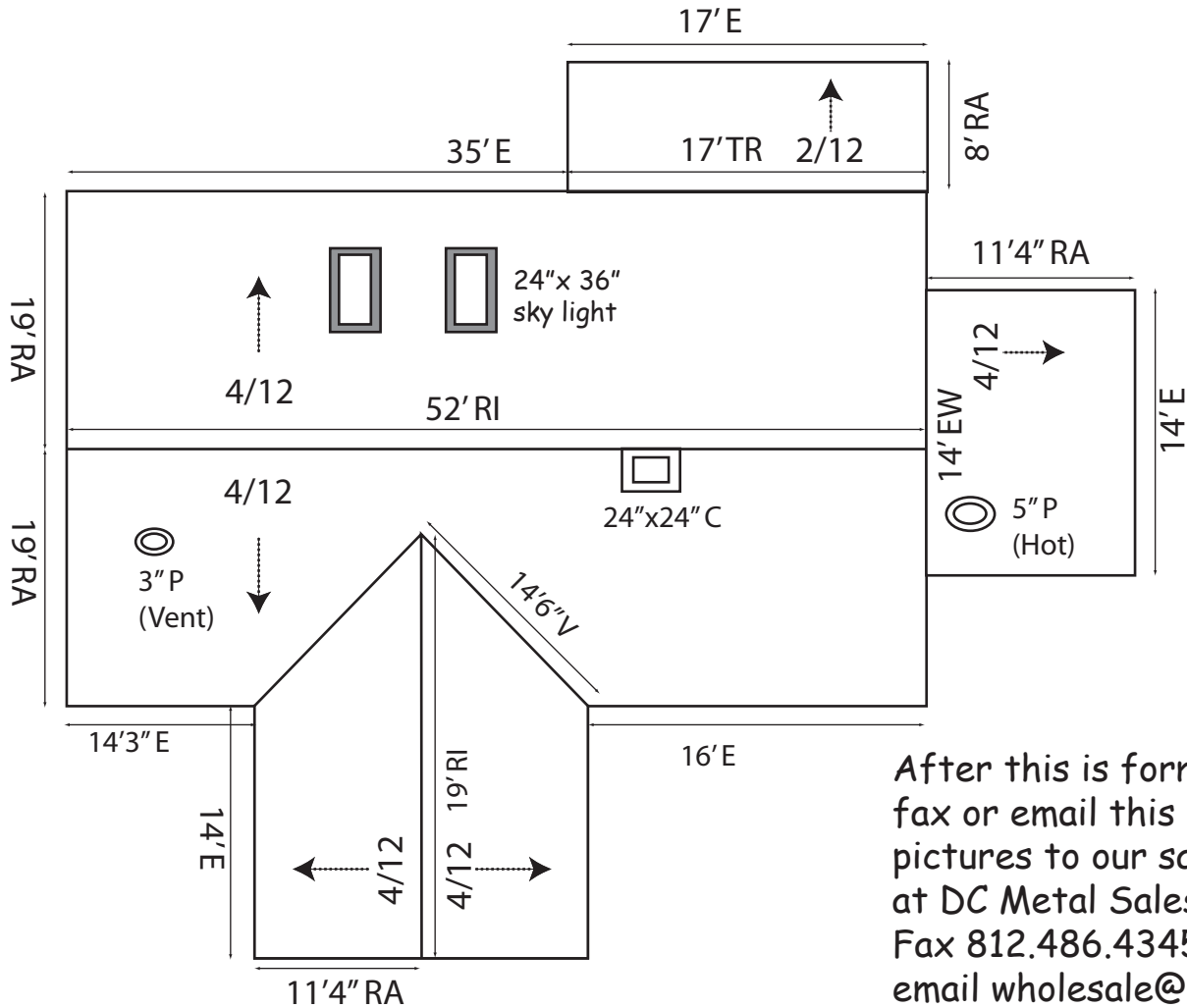


Information you need to quote a Metal Roof.


The first step to quoting a metal roof is to make a sketch of the house complete with all the measurements. Use the house sketch below for an example. Always include all things that penetrate the roof (pipes, chimneys, windows vents, ect). Also it is very helpful to include a couple photos of the actual building.



























After this is form completed, fax or email this form & pictures to our sales team at DC Metal Sales for a quote. Fax 812.486.4345 email wholesale@dcmetal.com

This an example of how to fill out this section.

| | | | | | |
|---|--|--|--|--|--|
| <p>SPECS</p> <p>Pitch - <u>4/12 Pitch</u></p> <p>Roof Material- <u>DC Rib #1- Red</u></p> <p>UnderLayment- <u>1/4 Fan Fold</u></p> <p>Over Decking <input checked="" type="checkbox"/></p> <p>Over Shingles <input type="checkbox"/></p> <p>Snow Guard <input checked="" type="checkbox"/></p> <p>Ridge Vents <input checked="" type="checkbox"/></p> <p>Skylights <input checked="" type="checkbox"/></p> <p>Size <u>2- 24" x 36"</u></p> <p>Special Trim _____</p> | | <p>Contact Information</p> <p>Store: <u>Jacks Complete Lumber</u></p> <p>Name: <u>John Wishbone</u></p> <p>Job: <u>Marathon Gas Company</u></p> <p>Email: <u>john@jackslumber.com</u></p> <p>Phone: <u>812-888-9999</u></p> | | <p>Trim</p> <p>Eave- E <input type="checkbox"/> <u>124'3"</u> ft.</p> <p>Rake- RA <input type="checkbox"/> <u>92'</u> ft.</p> <p>Valley- V <input type="checkbox"/> <u>29'</u> ft.</p> <p>Ridge- RI <input type="checkbox"/> <u>71'</u> ft.</p> <p>Endwall- EW <input type="checkbox"/> <u>14'</u> ft.</p> <p>Sidewall- SW <input type="checkbox"/> <u>0'</u> ft.</p> <p>Transistion- TR <input type="checkbox"/> <u>17'</u> ft.</p> <p>Pipe- PI <input type="checkbox"/> <u>2</u> pcs.</p> <p>Pipe sizes <u>1- 5" hot</u> <u>1- 3" split</u></p> <p>Chimney- CH <input type="checkbox"/> <u>1-24"x24"</u> size</p> | |
|---|--|--|--|--|--|



| | | | | | | | | | | | | | | | | | | | | | | | | | | | | | | | | | | | |
|---|---|--|--|-------------|--|---------|---|-----|----------|---|-----|-----------|---|-----|-----------|---|-----|-------------|---|-----|--------------|---|-----|-----------------|---|-----|----------|---|------|------------------|--|--|-------------|--------------------------|------|
| <p style="text-align: center;">SPECS</p> <p>Pitch - _____</p> <p>Roof Material- _____</p> <p>UnderLayment- _____</p> <p>Over Decking <input type="checkbox"/></p> <p>Over Shingles <input type="checkbox"/></p> <p>Snow Guard <input type="checkbox"/></p> <p>Ridge Vents <input type="checkbox"/></p> <p>Skylights <input type="checkbox"/></p> <p>Size _____</p> <p>Special Trim _____</p> | <p>Contact Information</p> | <table style="width: 100%; border-collapse: collapse;"> <tr> <td style="width: 60%;"></td> <td style="width: 20%; text-align: center;">Trim</td> <td style="width: 20%;"></td> </tr> <tr> <td>Eave- E</td> <td style="text-align: center;"></td> <td style="text-align: right;">ft.</td> </tr> <tr> <td>Rake- RA</td> <td style="text-align: center;"></td> <td style="text-align: right;">ft.</td> </tr> <tr> <td>Valley- V</td> <td style="text-align: center;"></td> <td style="text-align: right;">ft.</td> </tr> <tr> <td>Ridge- RI</td> <td style="text-align: center;"></td> <td style="text-align: right;">ft.</td> </tr> <tr> <td>Endwall- EW</td> <td style="text-align: center;"></td> <td style="text-align: right;">ft.</td> </tr> <tr> <td>Sidewall- SW</td> <td style="text-align: center;"></td> <td style="text-align: right;">ft.</td> </tr> <tr> <td>Transistion- TR</td> <td style="text-align: center;"></td> <td style="text-align: right;">ft.</td> </tr> <tr> <td>Pipe- PI</td> <td style="text-align: center;"></td> <td style="text-align: right;">pcs.</td> </tr> <tr> <td>Pipe sizes _____</td> <td></td> <td></td> </tr> <tr> <td>Chimney- CH</td> <td style="text-align: center;"><input type="checkbox"/></td> <td style="text-align: right;">size</td> </tr> </table> | | Trim | | Eave- E |  | ft. | Rake- RA |  | ft. | Valley- V |  | ft. | Ridge- RI |  | ft. | Endwall- EW |  | ft. | Sidewall- SW |  | ft. | Transistion- TR |  | ft. | Pipe- PI |  | pcs. | Pipe sizes _____ | | | Chimney- CH | <input type="checkbox"/> | size |
| | Trim | | | | | | | | | | | | | | | | | | | | | | | | | | | | | | | | | | |
| Eave- E |  | ft. | | | | | | | | | | | | | | | | | | | | | | | | | | | | | | | | | |
| Rake- RA |  | ft. | | | | | | | | | | | | | | | | | | | | | | | | | | | | | | | | | |
| Valley- V |  | ft. | | | | | | | | | | | | | | | | | | | | | | | | | | | | | | | | | |
| Ridge- RI |  | ft. | | | | | | | | | | | | | | | | | | | | | | | | | | | | | | | | | |
| Endwall- EW |  | ft. | | | | | | | | | | | | | | | | | | | | | | | | | | | | | | | | | |
| Sidewall- SW |  | ft. | | | | | | | | | | | | | | | | | | | | | | | | | | | | | | | | | |
| Transistion- TR |  | ft. | | | | | | | | | | | | | | | | | | | | | | | | | | | | | | | | | |
| Pipe- PI |  | pcs. | | | | | | | | | | | | | | | | | | | | | | | | | | | | | | | | | |
| Pipe sizes _____ | | | | | | | | | | | | | | | | | | | | | | | | | | | | | | | | | | | |
| Chimney- CH | <input type="checkbox"/> | size | | | | | | | | | | | | | | | | | | | | | | | | | | | | | | | | | |
| <p>Store: _____</p> <p>Name: _____</p> <p>Job: _____</p> <p>Email: _____</p> <p>Phone: _____</p> | | | | | | | | | | | | | | | | | | | | | | | | | | | | | | | | | | | |